

PHOTOGRAM

“Camera-less
photography”

A photogram is a
photographic image
where objects are
placed directly on the
photo paper and
exposed to light to
create an image



water

fixer

stop bath

developer

what do I do?

cleans the print
(washes off all
the chemicals)

stabilizes
the image
(removes unexposed
silver from the paper)

stops the
developing
(low pH = acid,
neutralizes the
developer)

develops the paper
(oxidizes silver)
(pH 11 or 12 = base)

how long?

5 minutes

3 minutes

30 sec

1 1/2 minutes
(90 sec)

I should be replaced
when...

N/A

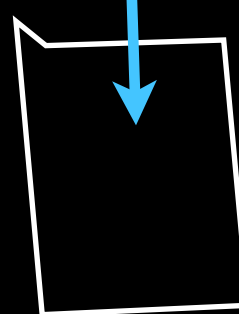
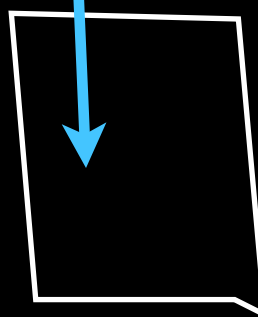
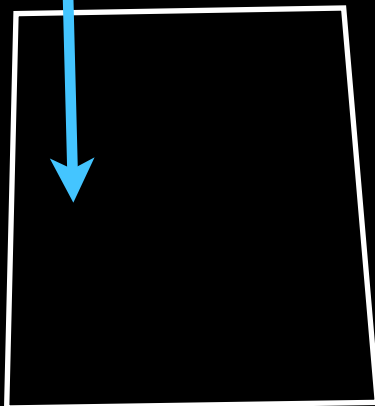
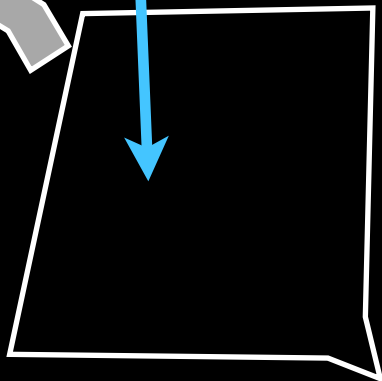
if I get cloudy when
you drip hypo check in

if I am a dark
purple color

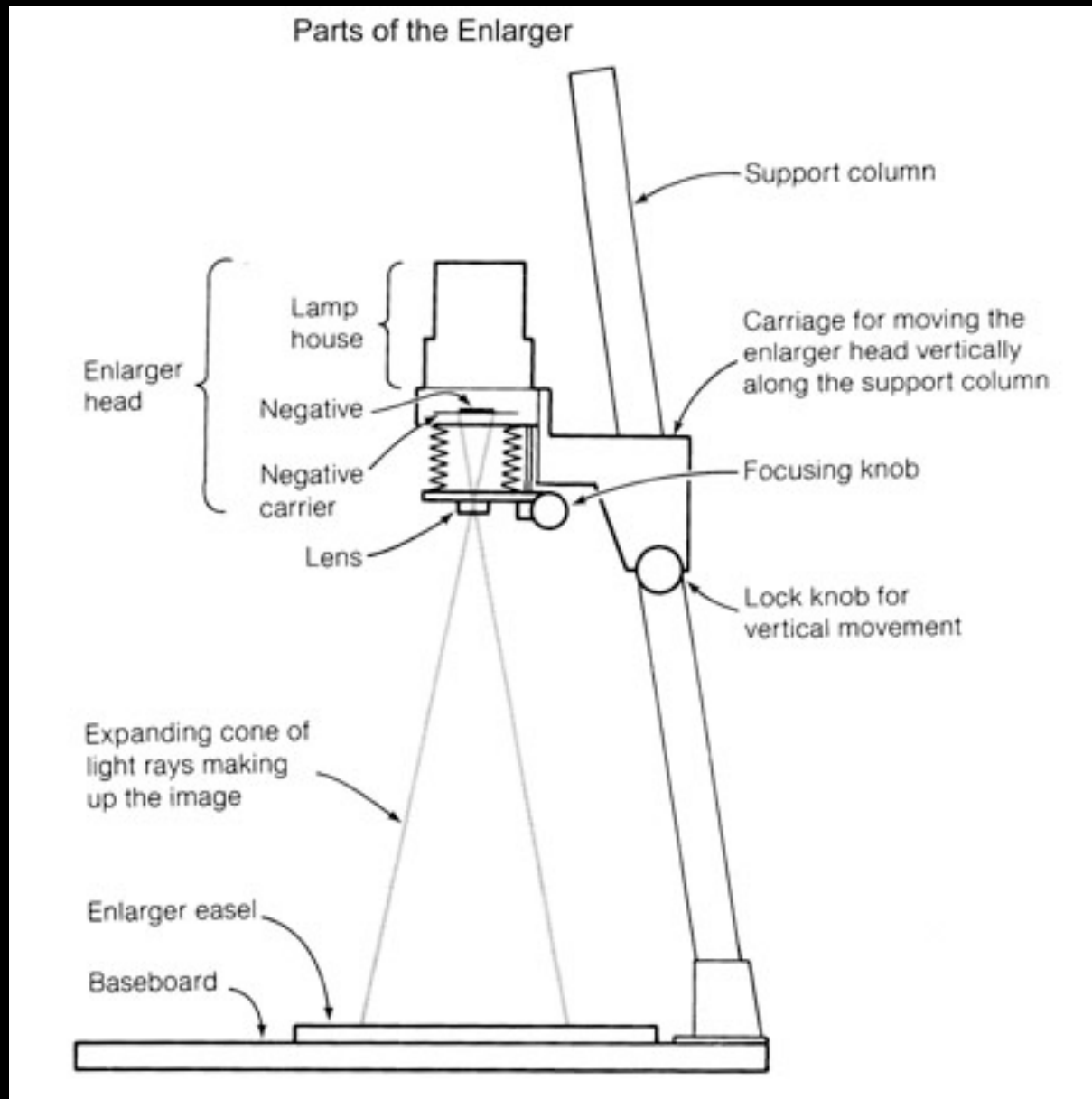
if I am a dark yellow or
brown color



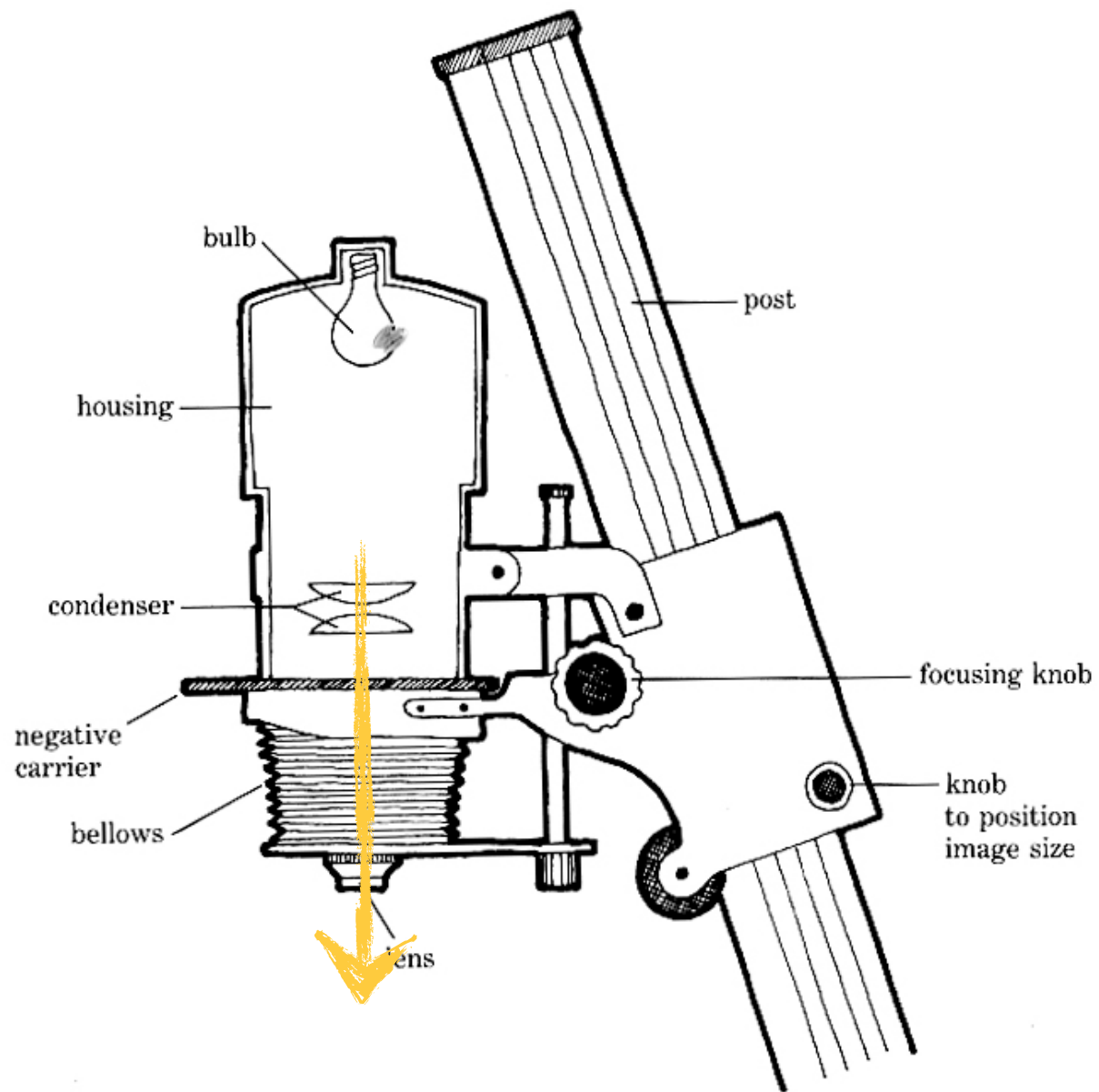
sink



the enlarger



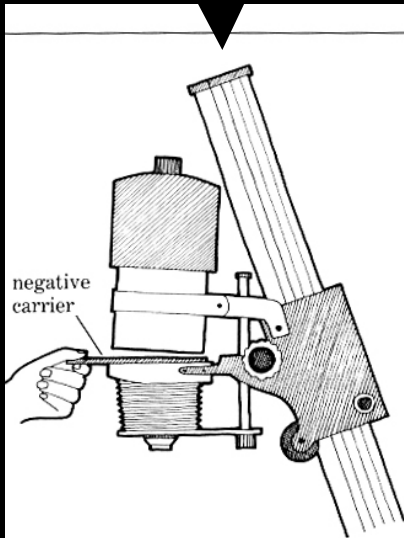
Parts of an enlarger



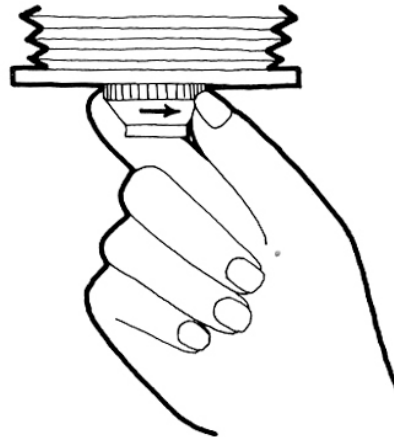
put the negative carrier in
the lamp hose
(make sure the light is off)

raise the lamp house
(remember to tighten it)

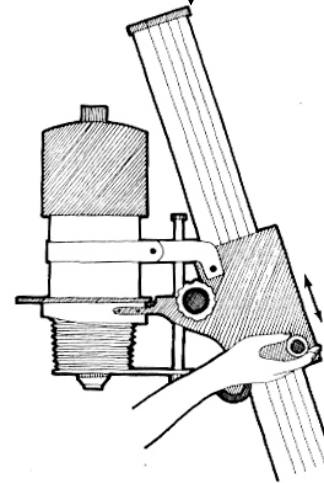
$f/16$ or $f/22$
&
8 seconds



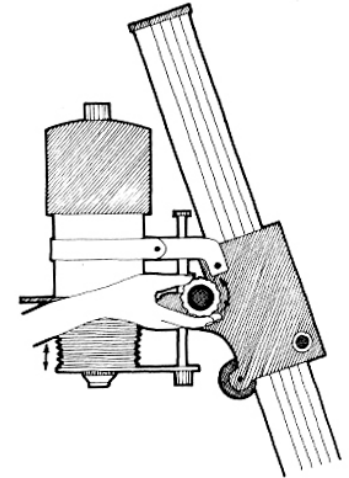
Put the negative carrier in the enlarger so the emulsion (dull) side of the negative faces down.



Open the lens to its maximum aperture.



To set the image size, move the enlarger housing up and down the post.



Focus the negative by turning the focusing knob to expand or contract the bellows.

adjust the aperture
($f/8$ or 3 clicks from the
brightest to start)

adjust the bellows to
focus the light

PHOTOGRAMS

The word photography comes from two Greek words that mean “light drawing.” This idea of light drawing is best exemplified in the process of making photograms.



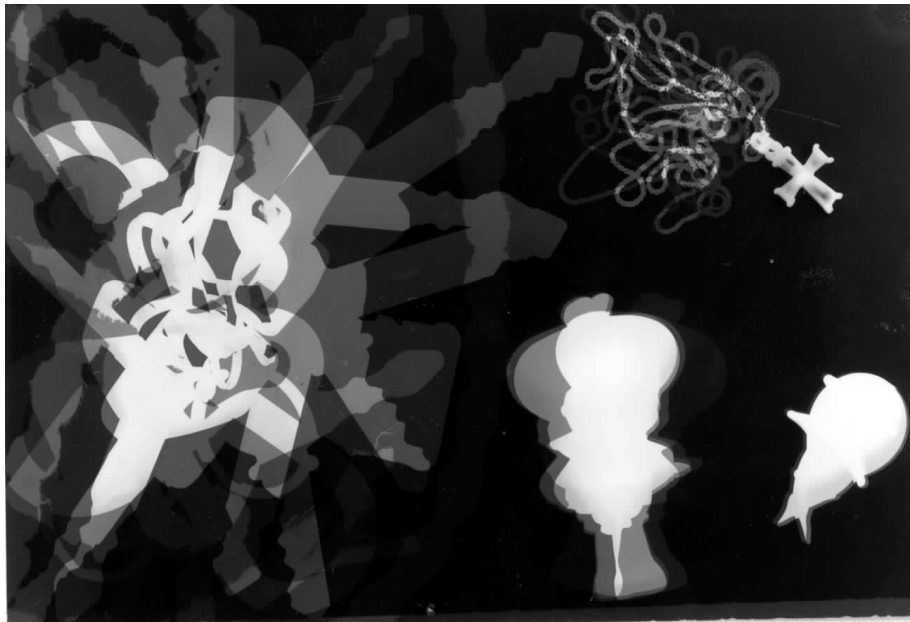
HANNAH PARK




AFRAID OF NAIL CLIPPING

HOW DO THESE THINGS WORK?



Put simply, making a photogram is similar to getting a suntan - skin exposed to the sun's rays darkens, while “unexposed” skin remains the same. The amount of exposure time and the intensity of the light affect the degree of darkening of both a suntan and a photogram



JESSICA KIM STUDENT



YURI STONE STUDENT



CHARACTERISTICS

JUXTAPOSITION

CONTRAST

X-RAY LIKE QUALITIES

TRANSPARENCY


LAYERING



KELLY GARDNER

ARTISTS


- Man Ray
- Anna Atkins
- Christian Schad
- Robert Rauschenberg



MAN RAY



SCHAD



LASZLO MOHOLY-NAGY

In the 1920's artist such as Christian Schad, Man Ray, and Laszlo Moholy-Nagy started experimenting with photograms as a means of deviating from straightforward realism and into strange and dreamlike exploration of surrealism and the abstract use of light and space.



CREATE A PHOTOGRAM!

USING OBJECTS THAT ARE...

TRANSPARENT

TRANSLUCENT


OPAQUE





**REMEMBER TO CONSIDER
HOW COMPOSITIONS ARE PUT
TOGETHER!!! PRACTICE
ORGANIZING AND SKETCHING
OUT YOUR IDEAS FIRST!!!**


Visually explore:

transparency, opacity, movement, x-ray effect






negative to positive



easels

Contact Easel

-for printing from sheets of negatives or from photos
(no enlargement)



Print or Masking Easel
-for printing from negatives
(enlargement)

photo paper

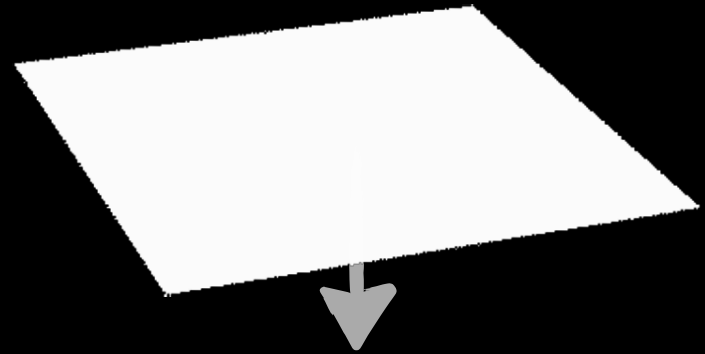
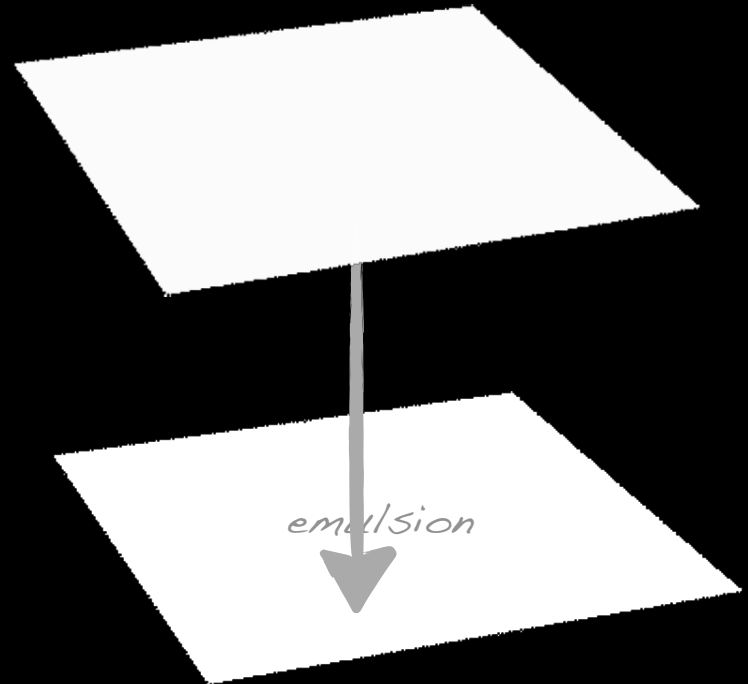


photo paper



- Negative on top
- New paper on bottom
- Emulsion to emulsion

photo paper



- Negative on top
- New paper on bottom
- Emulsion to emulsion

photo paper



- Negative on top
- New paper on bottom
- Emulsion to emulsion

photo paper



f/8 at 5 seconds

- Negative on top
- New paper on bottom
- Emulsion to emulsion

- Negative on top
- New paper on bottom
- Emulsion to emulsion

