




Rolling for Number Lines

You will need: ruler, die, and paper, journal or whiteboard

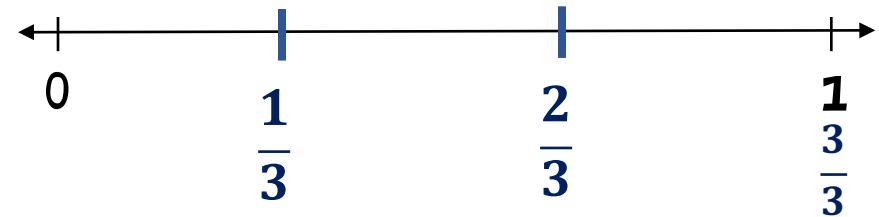
1. Use a ruler to draw 5 six-inch number lines. Each number line should begin at 0 and end at 1.



2. Roll a die and divide your number line into that many equal parts.

- If you roll 1  you can roll again
- If you roll 5 , you lose a turn

Example: player rolled 3



3. Draw a point and label each part of the number line with a fraction. Explain your reasoning.

4. Repeat until you have divided all 5 number lines .

